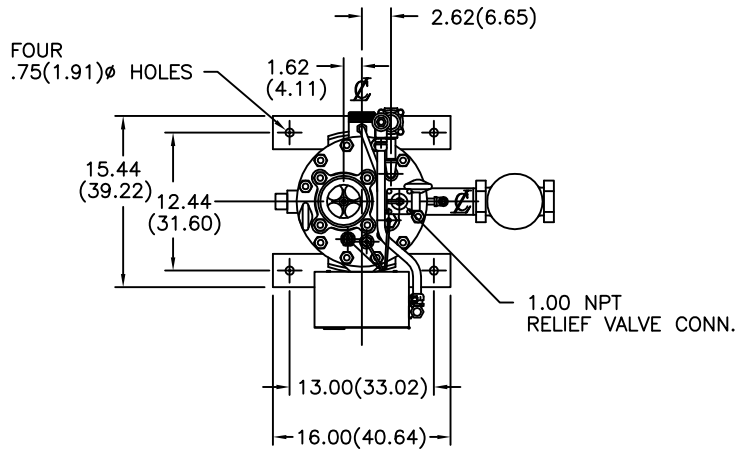
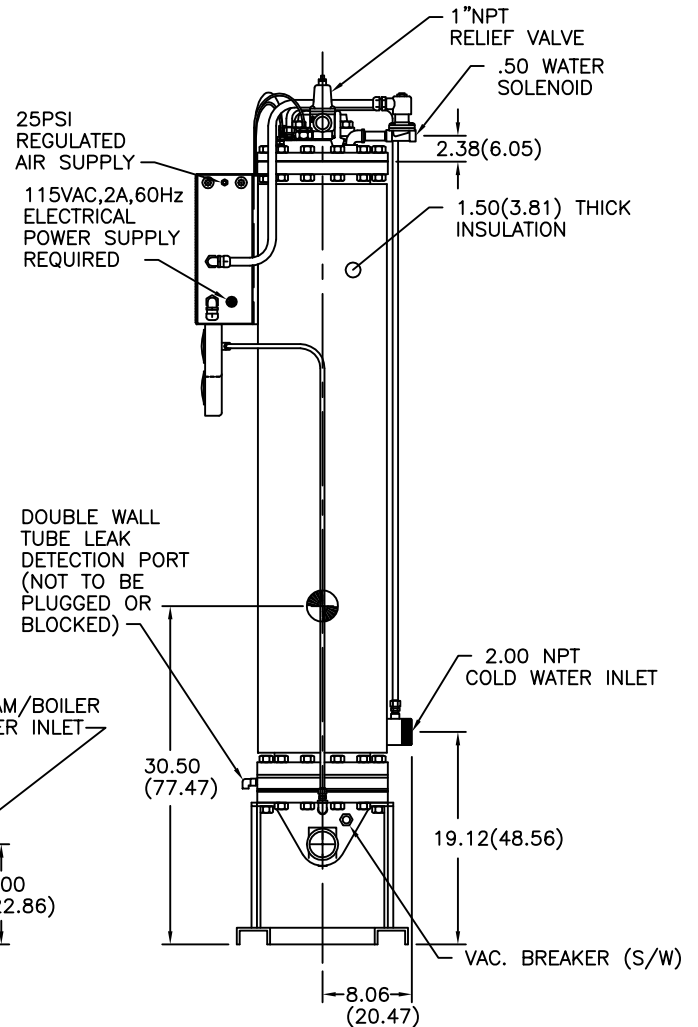
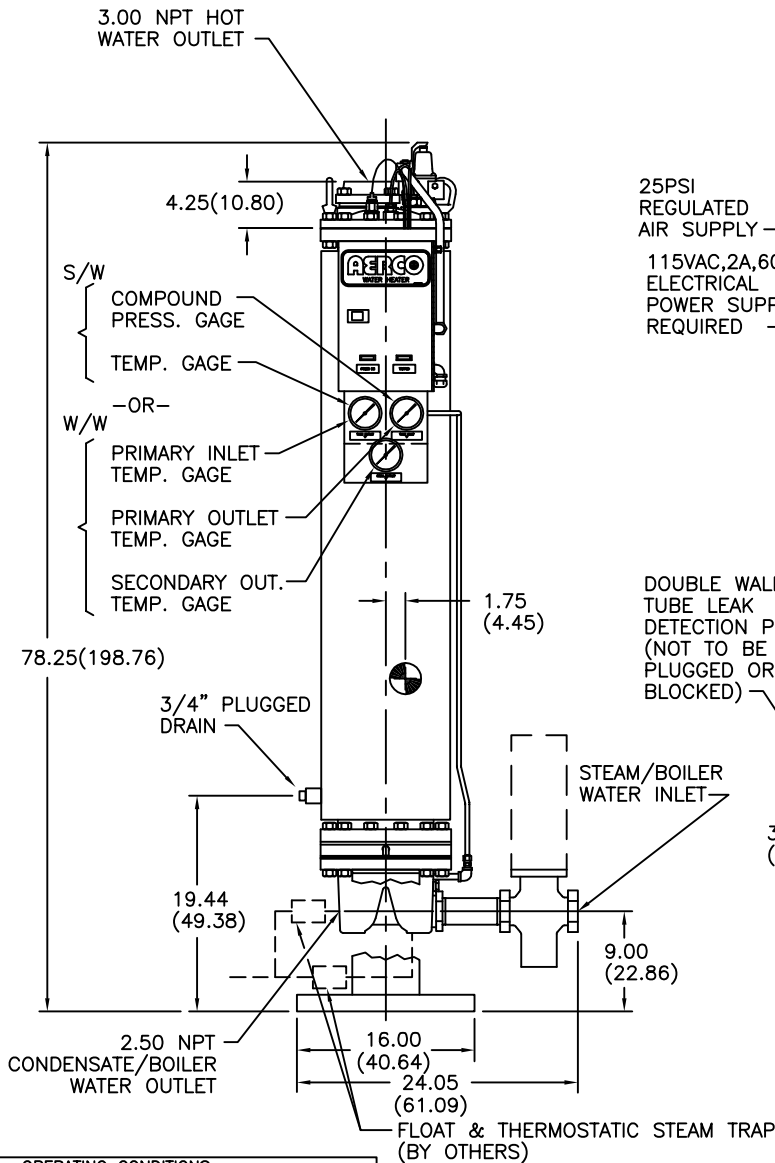


MODEL DW-24 / . /



HEAT EXCHANGER DESIGN STANDARDS			
	MAX. WORKING PRESS., PSIG(kPa)	MAX. TEMP. °F(°C)	TEST PRESS., PSIG(kPa)
SHELL SIDE	185(1276)	400(204)	277(1910)
TUBE SIDE	52(359)	300(149)	78(538)
ASME CODE CERTIFICATION STAMP			U

MATERIALS OF CONSTRUCTION	
SHELL	304 S.S., SA-240, SCH. 10S
HEADS	UPPER, BRONZE SB-62 LOWER, CAST DUCTILE IRON SA-395
TUBES	COPPER SB-111 D.W. OUTER, 0.750" O.D. x 0.049" WALL INNER, 0.625" O.D. x 0.025" WALL
TUBESHEET	UPPER TUBESHEET: 0.25" NAVAL BRASS, SB-171, CDA 464 LOWER TUBESHT. LINER: 0.25" NAVAL BRASS, SB-171, CDA 464 LOWER TUBESHEET: .88" SA-515, GR.70 C.S.



ALL DIMENSIONS ARE IN INCHES(CENTIMETERS)

OPERATING CONDITIONS			
SHELL	CAPACITY, GPM (L/S)	IN/OUT TEMP., °F(°C)	
TUBES	LB/HR (Kg/S)	PRESSURE PSIG(kPa)	
TUBES	GPM (L/S)	PRESS. DROP PSI(kPa)	IN/OUT TEMP °F(°C)

STEAM VALVE SIZE	
LINE PRESSURE	PSIG(kPa)
1" NPT SCREWED END	
1-1/4" NPT SCREWED END	
1-1/2" NPT SCREWED END	
2" NPT SCREWED END	
2-1/2" FLANGED END	
3" FLANGED END	
4" FLANGED END	

AERCO INTERNATIONAL, INC.
NORTHVALE, NJ 07647

DW-24 DOUBLE WALL HEATER
PACKAGED WITH 2-WAY CONTROL VALVE
DIMENSIONAL DRAWING

DWN. BY PK. DATE 050693
SCALE _____ SIZE _____
CHKD. _____ APPD. _____

AP-A-691 REV. D