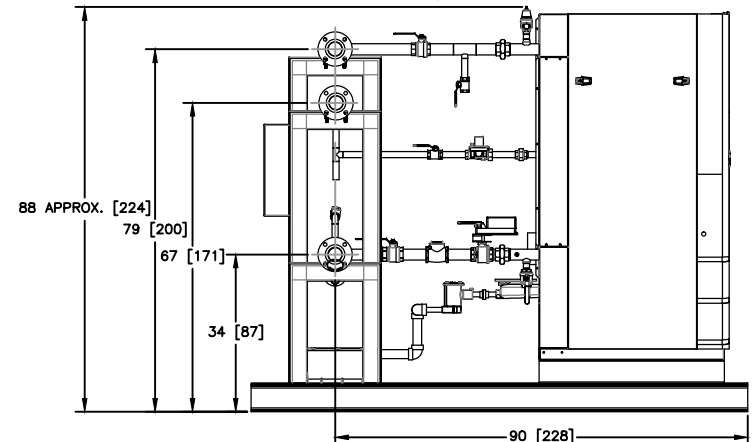
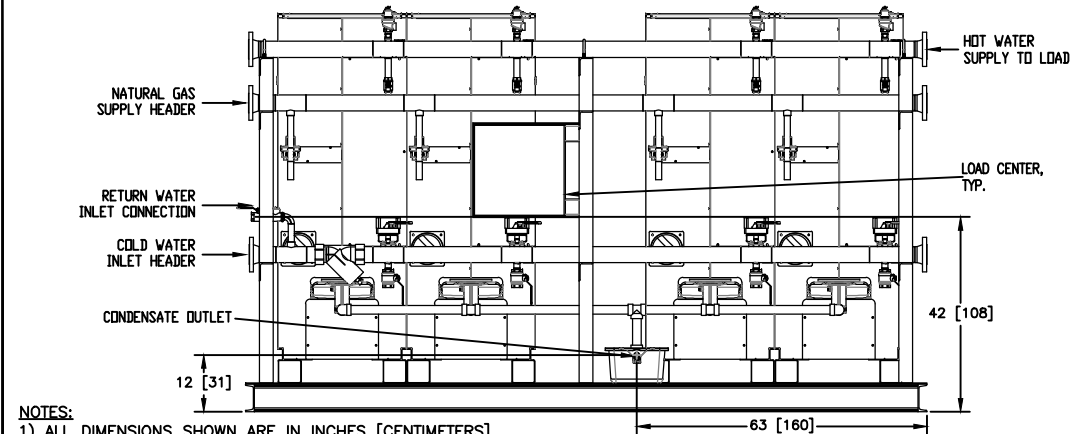
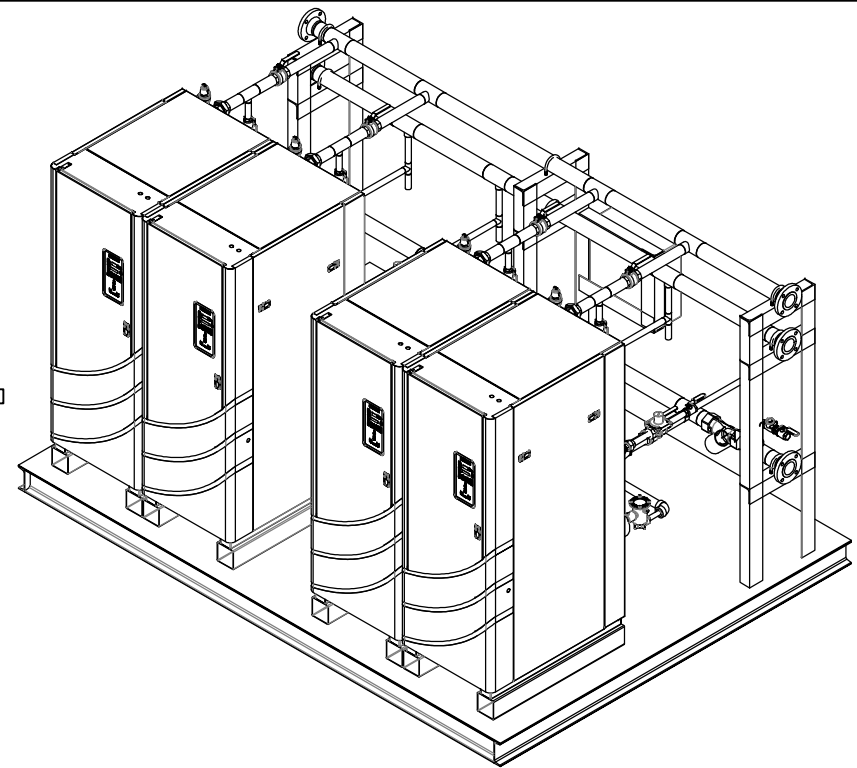
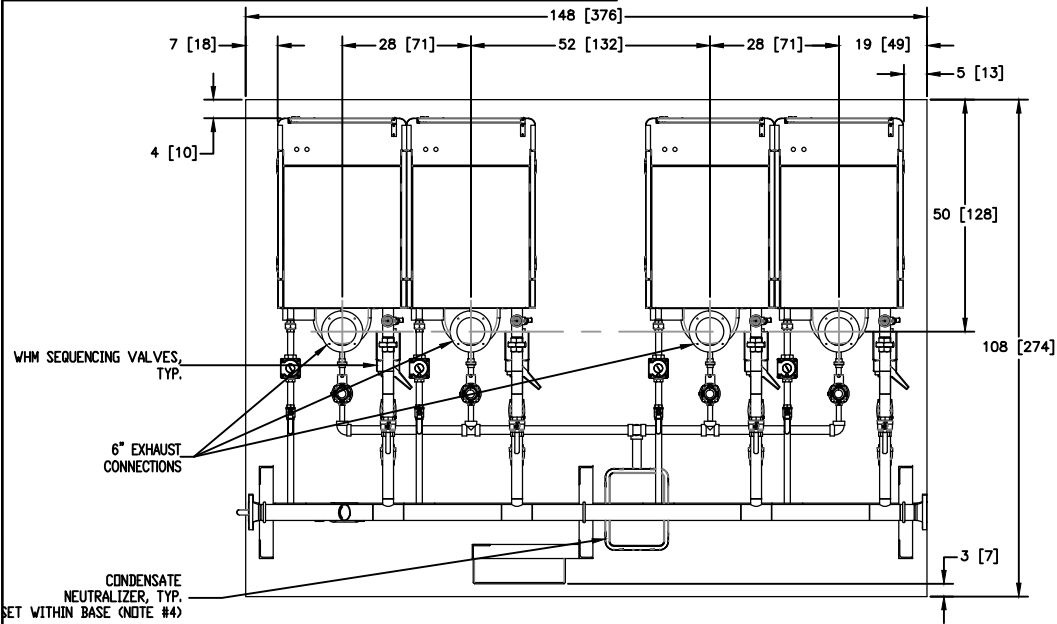


THESE DRAWINGS AND/OR SPECIFICATIONS ARE THE PROPERTY OF AERCO INTERNATIONAL, INC. THEY ARE ISSUED IN STRICT CONFIDENCE AND SHALL NOT BE REPRODUCED, COPIED, OR USED AS THE BASIS FOR MANUFACTURE OR SALE OF APPARATUS WITHOUT PERMISSION OF THE OWNER.



NOTES:

- 1) ALL DIMENSIONS SHOWN ARE IN INCHES [CENTIMETERS].
- 2) AERCO RESERVES THE RIGHT TO MODIFY DIMENSIONS WITHOUT PRIOR NOTICE.
- 3) RELIEF VALVE & NEUTRALIZER KIT PIPED TO DRAIN BY CONTRACTOR.
- 4) PIPING DIMENSIONS ARE APPROXIMATE. FINAL DIMENSIONS MAY VARY DUE TO MANUFACTURING TOLERANCES. DO NOT COMPLETE FIELD PIPING UNTIL SYSTEM IS PROPERLY INSTALLED. FABRICATION ACCEPTS NO LIABILITY DUE TO DIMENSION VARIATION.
- 5) DO NOT RIG FROM SYSTEM PIPING.
- 6) LEVEL AND SHIM BASE BEFORE ANCHORING.
- 7) DO NOT BIND SYSTEM CONNECTIONS.
- 8) FIELD PIPING MUST BE SUPPORTED INDEPENDENT OF SYSTEM CONNECTIONS.
- 9) IF APPLICABLE, INTERNAL DRAINS ARE NOT TRAPPED. CONTINUE DRAIN PIPING IN COMPLIANCE WITH LOCAL CODES.
- 10) IF APPLICABLE, BASE MUST BE GROUTED.
- 11) REFER TO INNOVATION WATER HEATERS DIMENSIONAL DRAWINGS FOR MORE DETAILS.
- 12) SINGLE POINT ELECTRICAL CONNECTIONS REQUIRED TO LOAD CENTER IN FIELD. ALL ITEMS ON SKID ARE FACTORY WIRED.
- 13) PIPE SIZES MAY VARY PER FIELD REQUIREMENT.
- 14) CAPSULE TYPE NEUTRALIZERS ALSO AVAILABLE DEPENDING UPON WATER HEATER MODELS.

AERCO 100 ORITANI DRIVE BLAUVELT, NY 10913
aerco.com

INNOVATION
SKID PACKAGE SYSTEM – FOUR UNITS
DIMENSIONAL DRAWING

DWN.BY S.S. DATE 100616
SCALE NTS
APPD. _____ DATE 100616

SD-A-1128

REV.
A